


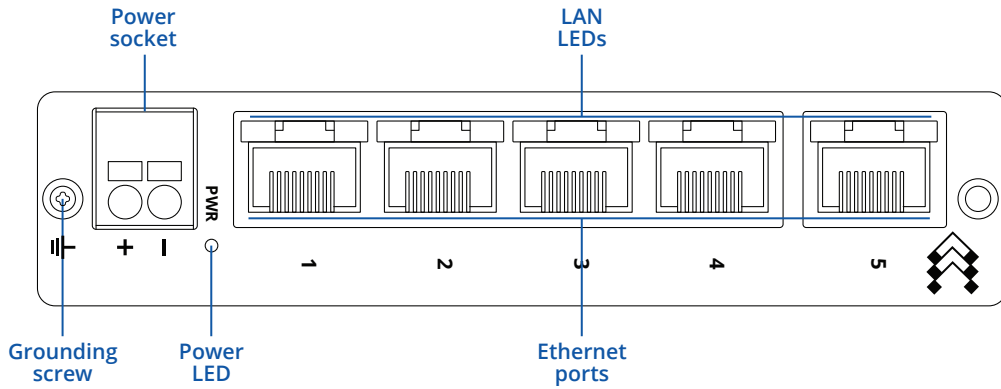


# TSW114

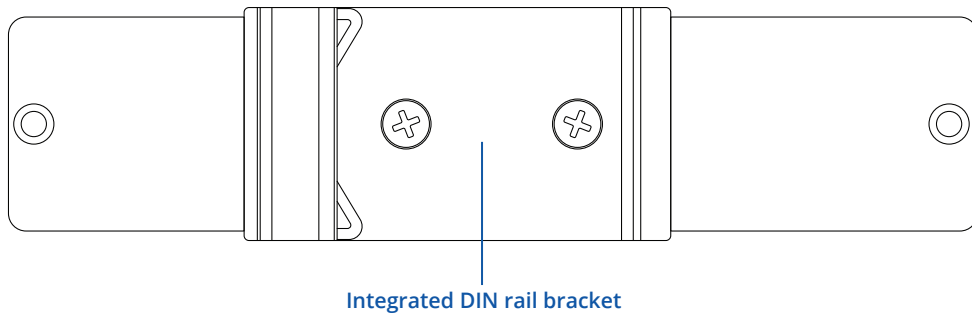


# HARDWARE

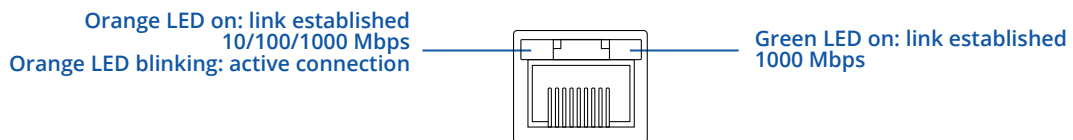
## FRONT VIEW



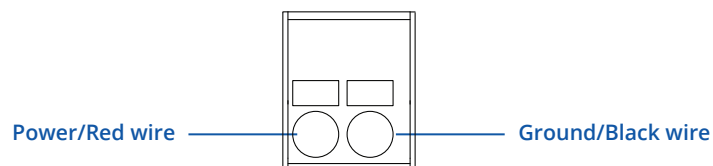
## BACK VIEW



## RJ45 LED MEANING



## POWER SOCKET PINOUT



## FEATURES

### ETHERNET

LAN	5 x ETH ports, 10/100/1000 Mbps, supports auto MDI/MDIX crossover
IEEE 802.3 series standards	802.3i, 802.3u, 802.3ab, 802.3x, 802.3az

### PERFORMANCE SPECIFICATIONS

Bandwidth (Non-blocking)	10 Gbps
Packer buffer	128 KB
MAC address table size	2K entries
Jumbo frame support	9216 bytes

### POWER

Connector	2-pin industrial DC power socket
Input voltage range	9 – 30 VDC
PoE (passive)	Possibility to power up through ETH1 ports, not compatible with IEEE802.3af, 802.3at and 802.3bt standards, Mode B, 9 - 30 VDC
Power consumption	Idle: 0.3 W / Max: 2.3 W

### PHYSICAL INTERFACES

Ethernet	5 x RJ45 ports, 10/100/1000 Mbps
Status LEDs	1 x Power LED, 10 x LAN status LEDs
Power	1 x 2-pin industrial DC power socket
Other	1 x Grounding screw

### PHYSICAL SPECIFICATION

Casing material	Anodized aluminum housing and panels
Dimensions (W x H x D)	113.1 x 27.4 x 80.5 mm
Weight	174 g
Mounting options	Integrated DIN rail bracket, wall mounting (additional kit needed), flat surface placement

### OPERATING ENVIRONMENT

Operating temperature	-40 °C to 75 °C
Operating humidity	10% to 90% non-condensing
Ingress Protection Rating	IP30

### REGULATORY & TYPE APPROVALS

Regulatory	CE, REACH, RoHS, WEEE, UKCA, FCC, IC, CB, RCM, ANRT, GITEKI
------------	---

### SAFETY

Standards	EN IEC 62368-1:2020+A11:2020
-----------	------------------------------

## WHAT'S IN THE BOX?

### STANDARD PACKAGE CONTAINS

- TSW114
- QSG (Quick Start Guide)
- Packaging box



## STANDARD ORDER CODES

PRODUCT CODE	HS CODE	HTS CODE	PACKAGE CONTAINS
TSW114 000000	851762	8517.62.00	Standard package

For more information on all available packaging options – please contact us directly.

## TSW114 SPATIAL MEASUREMENTS & WEIGHT

### MAIN MEASUREMENTS

W x H x D dimensions for TSW114:

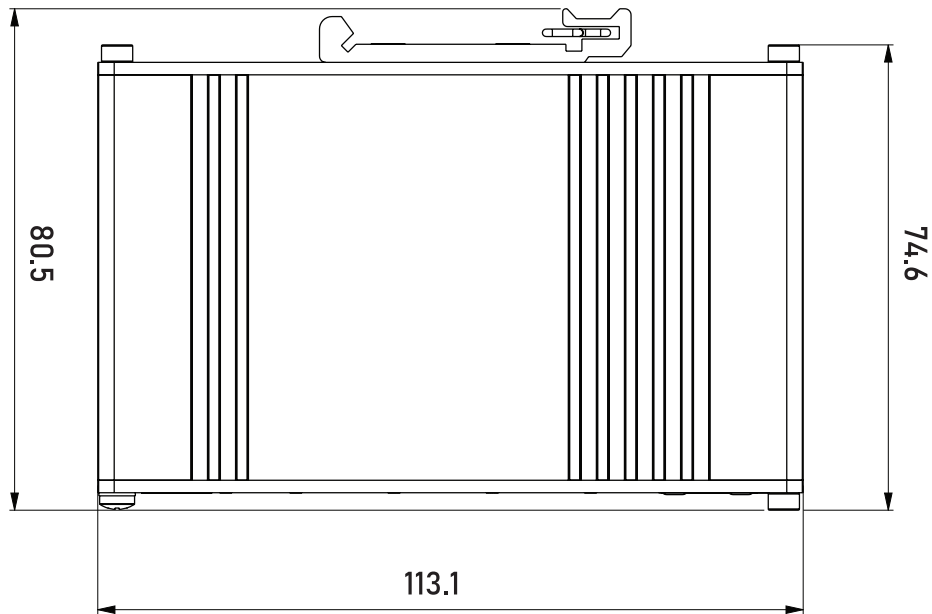
Device housing\*: 113.1 x 27.4 x 80.5 mm

Box: 173 x 71 x 148 mm

\*Housing measurements are presented without connectors and screws; for measurements of other device elements look to the sections below.


### TOP VIEW

The figure below depicts the measurements of TSW114 and its components as seen from the top:



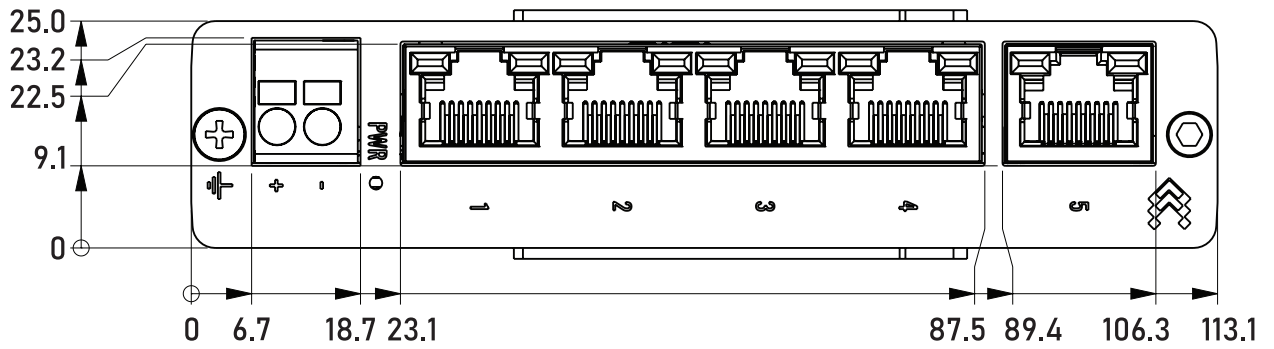
### RIGHT VIEW

The figure below depicts the measurements of TSW114 and its components as seen from the right side:



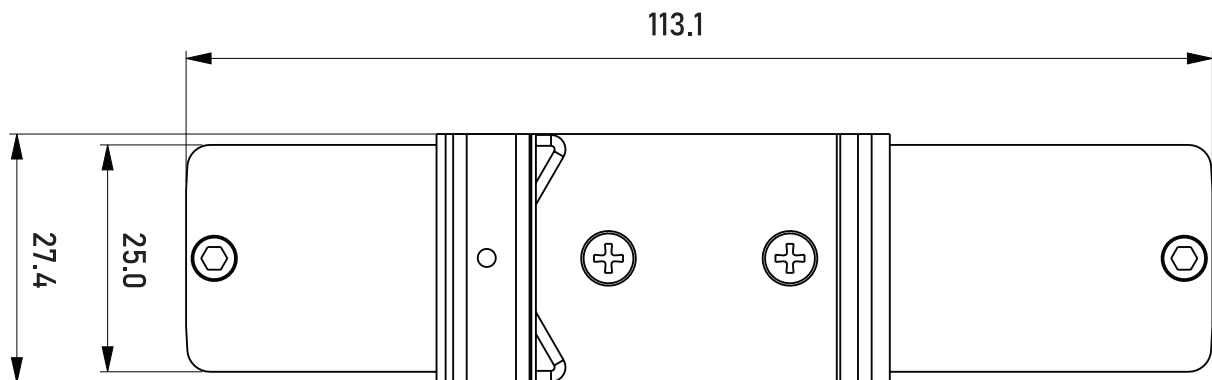
**FRONT VIEW**

The figure below depicts the measurements of TSW114 and its components as seen from the front panel side:



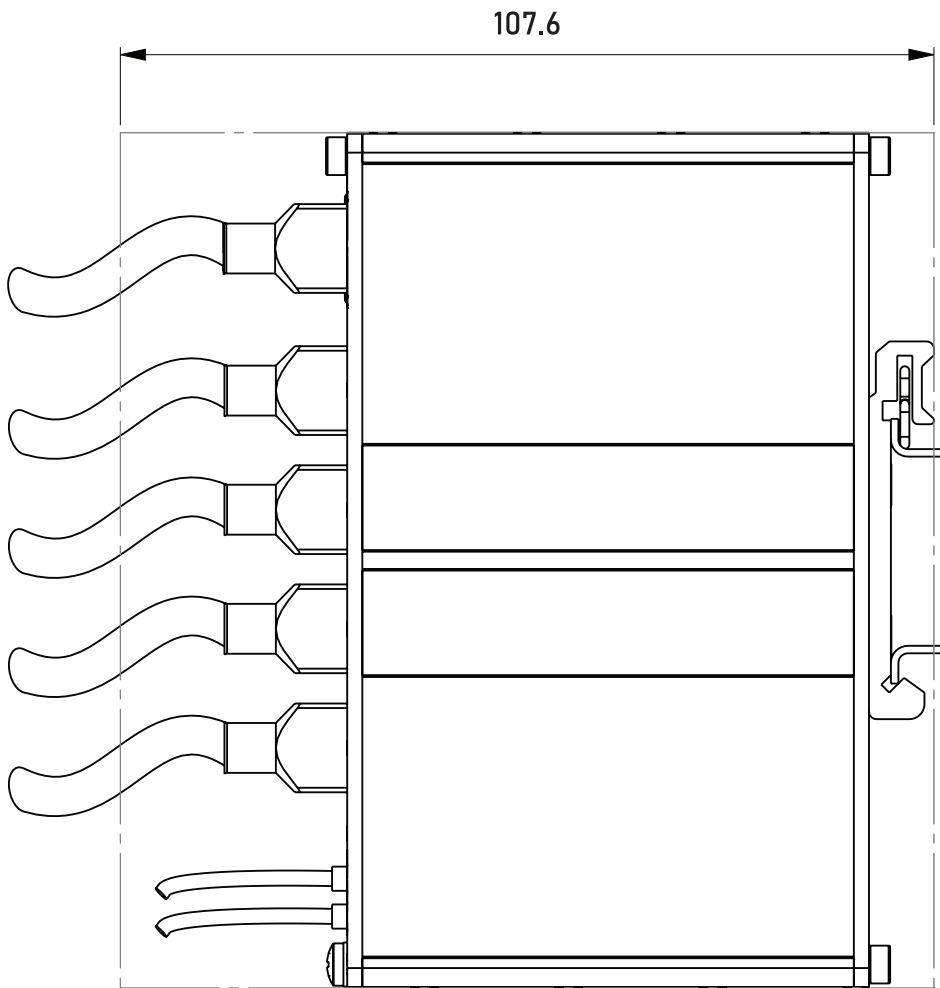
**REAR VIEW**

The figure below depicts the measurements of TSW114 and its components as seen from the back panel side:



**MOUNTING SPACE REQUIREMENTS**

The figure below depicts an approximation of the device's dimensions when cables are attached:



DIN RAIL

The scheme below depicts protrusion measurements of an attached DIN Rail:

