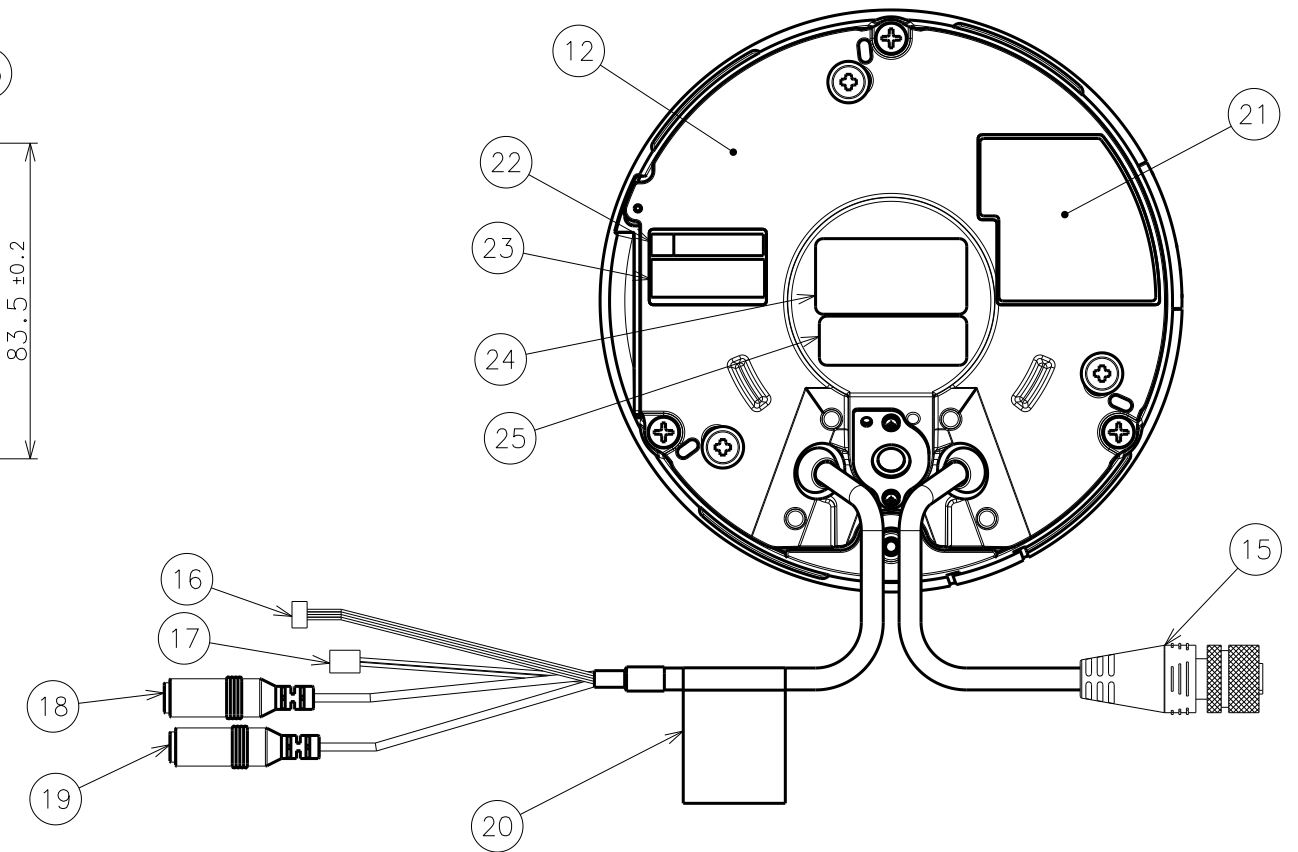
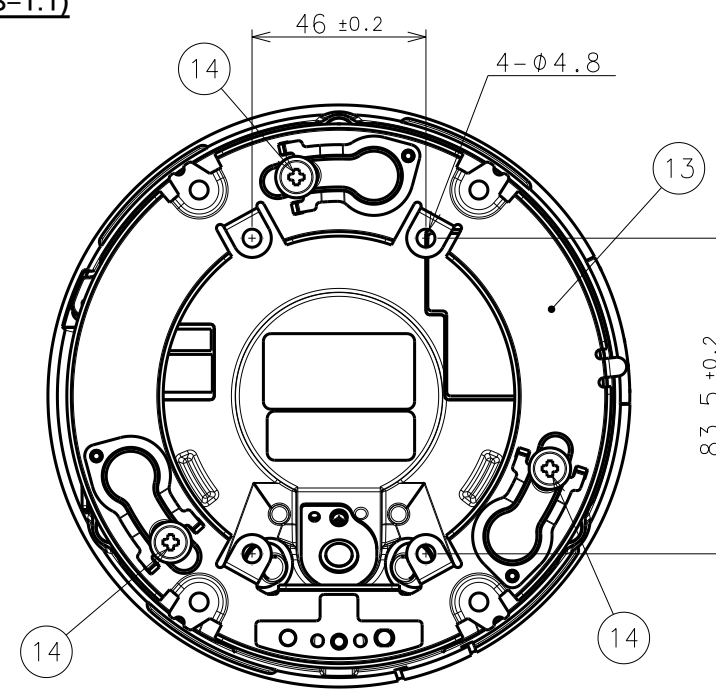
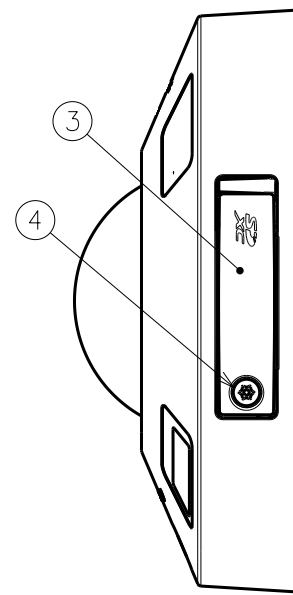
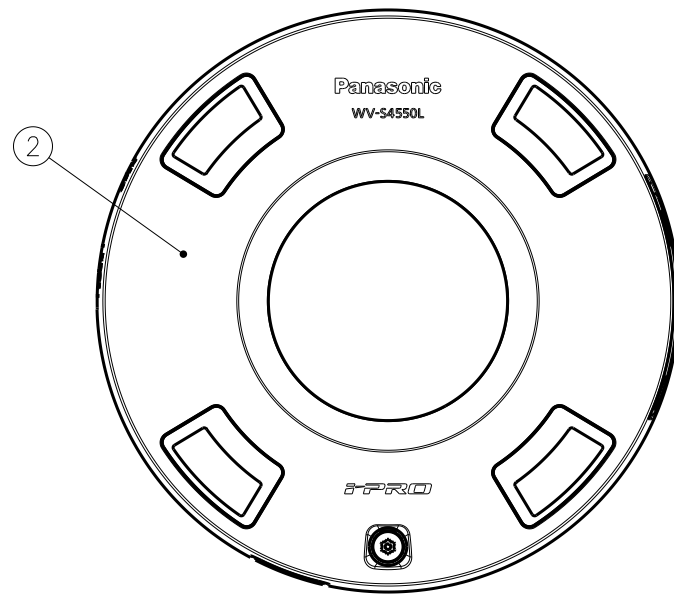
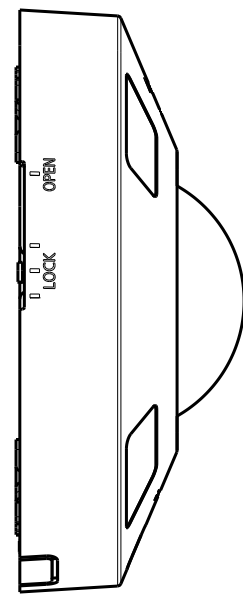
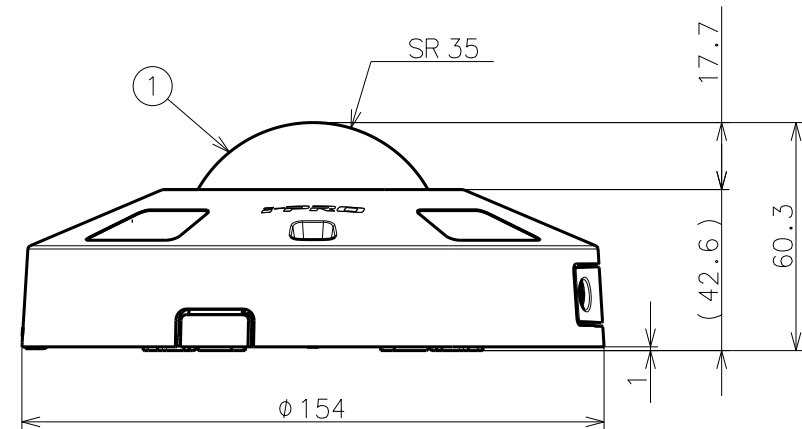


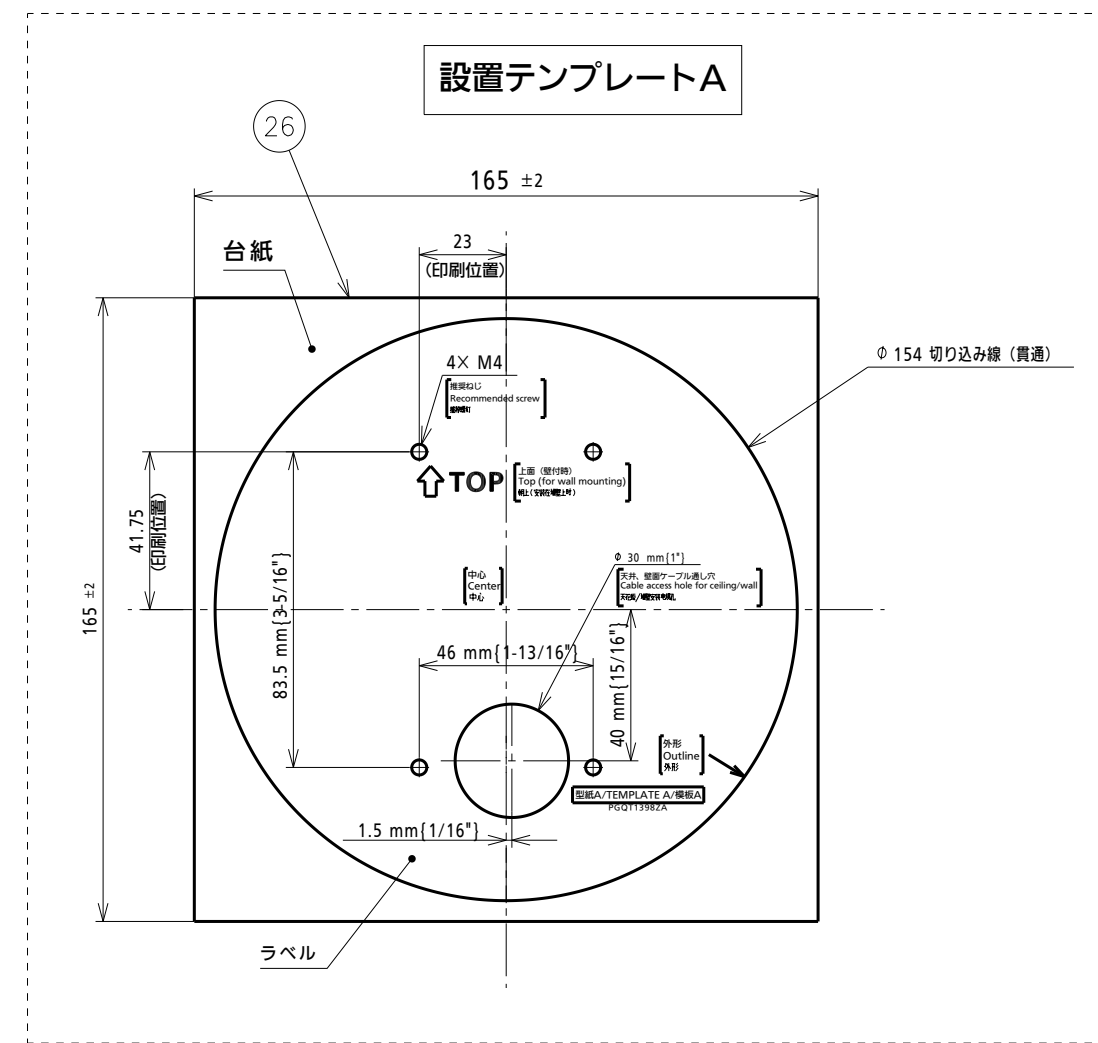
Inside of SD-slot cover
(S=1:1)



Without Attachment Plate & Mounting Base Cover



26	TEMPLATE A (ATTACHMENT)	1	-	-	-
25	VCCI LABEL	1	Polyester Film	Printing	-
24	FCC ICES-3A LABEL	1	Polyester Film	Printing	-
23	CODE LABEL	1	Polyester Film	Printing	-
22	Serial No. Label	1	Polyester Film	Printing	-
21	Name Label	1	Polyester Film	Printing	-
20	Wiring Attention Label	1	Polyester Film	Printing	-
19	Mic./Line In Cable	1	-	-	-
18	Audio Out Cable	1	-	-	-
17	Power Cable	1	-	-	-
16	Alarm I/O Cable	1	-	-	-
15	Network Cable (M12 connector)	1	-	-	-
14	Camera Mount Screw	3	Stainless Steel	-	-
13	Attachment Plate	1	Stainless Steel	-	-
12	Lower Case	1	Aluminium Alloy Diecasting	Painted(Light Gray)	-
11	INITIAL SET button	1	-	-	-
10	Access LED (ACT)	1	-	-	-
9	Link LED (LINK)	1	-	-	-
8	SD ERROR/ABF LED	1	-	-	-
7	SD MOUNT LED	1	-	-	-
6	SD ON/OFF button	1	-	-	-
5	SD CARD Slot	1	-	-	-
4	SD CARD Cover Lock Screw	1	Stainless Steel	-	-
3	SD CARD Cover	1	Aluminium Alloy Diecasting	Painted(Light Gray)	-
2	Upper Case	1	Aluminium Alloy Diecasting	Painted(Light Gray)&Printing	-
1	Dome Cover	1	PC	-	-
No.	Part Name	QTY	MATERIAL & SIZE	TREATMENT	REMARK



平面図/Top-view	投影面積/Projected area 0.019(m ²)
--------------	---

WV-S4550LM