

INTRODUCTION

The AJ-002 is a USB joystick with HID 3-axis PTZ control, a twist wheel for zoom in/zoom out, and 29 configurable function buttons for use on a VAST server station.

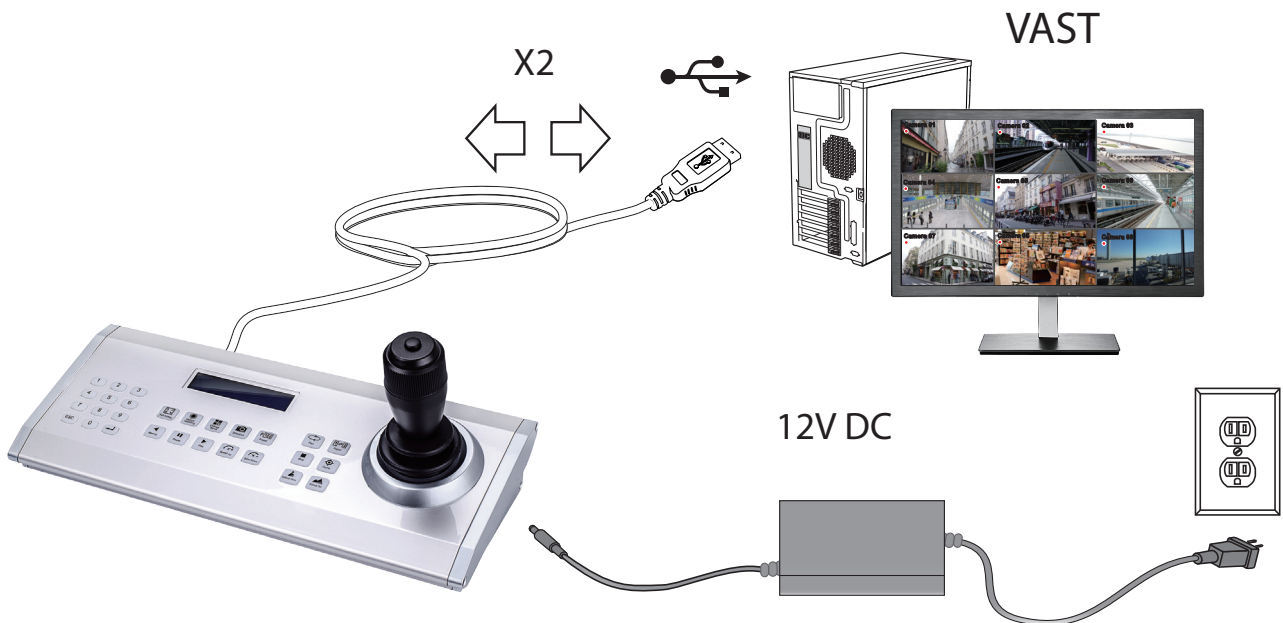
PACKAGE CONTENTS

• 1x Joystick	• 1x Quick Installation Guide
• 1x USB type A to type B cable	• 1x power adaptor 12V DC / 1A

CONNECTION

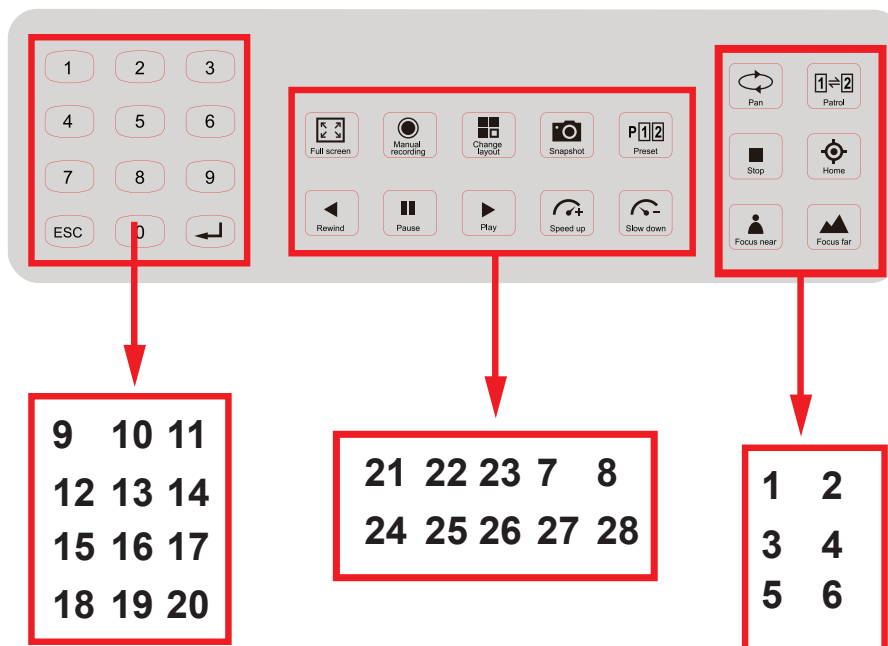
Following are the conditions for making the connection:

1. The joystick can either be powered by a DC 12V adaptor or via the USB. If powered by USB, plug the USB cable twice to the USB port to enable USB power.
2. Connect the included USB cable between the USB ports on the joystick and a VAST server.



KEYPAD DEFINITION

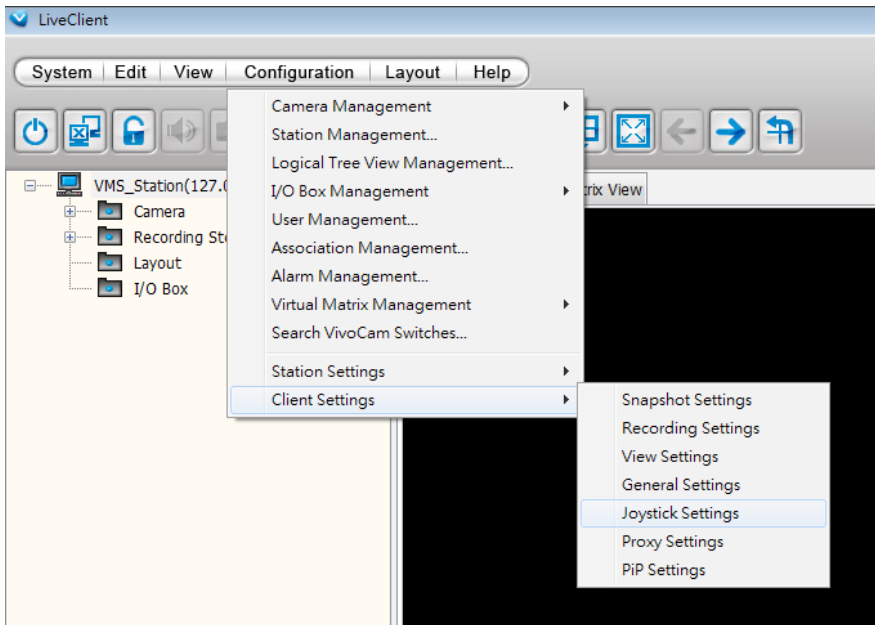
Below is the keypad numbering sequence:



Since VAST rev. 1.13, the following keypad functions will be available as the defaults for the joystick.

1	Pan	9	#1	17	#9	25	Pause
2	Patrol	10	#2	18	Cancel/Clear/Esc	26	Play
3	Stop	11	#3	19	#0	27	Speed Up
4	Home	12	#4	20	Enter	28	Speed Down
5	Focus Near	13	#5	21	Full Screen		
6	Focus Far	14	#6	22	Manual recording		
7	Snapshot	15	#7	23	Change Layout		
8	Preset	16	#8	24	Rewind		

If you prefer to assign different functions for the keypad, enter the LiveClient, and find the associated configuration in Client Settings > Joystick Settings.



Note that the RS232/485 terminal connection is currently not supported.

NOTE:

1. Avoid spilling water onto the device. Avoid using this device in a high-moisture environment.
2. This device should be operated in the indoor environment.
3. When the temperature is lower than -10°C, the LCD panel may not function normally.
4. If the included power adapter should be replaced, use a 9-15V/1000mA alternative.
5. Avoid impact to the device.
6. This product is manufactured to comply with the requirements of the following directives: 89/336/EEC, 92/31/EEC, 93/68/EEC.

All specifications are subject to change without notice.
Copyright © 2016 VIVOTEK INC. All rights reserved.