

INTRODUCTION

The AW-FET-100C is a 8xFE PoE + 2xFE unmanaged PoE switch capable of feeding 15.4/30W (54V max. per port) power to Power over Ethernet (PoE) devices. The switch is capable of a total of 115 Watts power budget.

PACKAGE CONTENTS

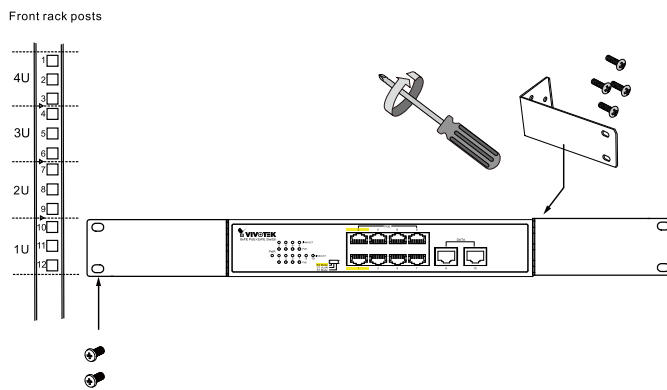
* 1x PoE switch	* 1x Quick Installation Guide
* 2x rack mount ears	* 1x power cord (type by the shipped-to area)

⚠ IMPORTANT:

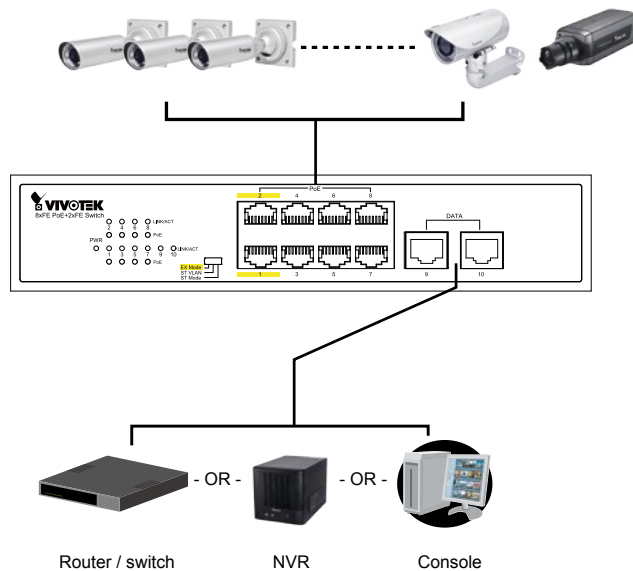
1. Install the PoE switch in a ventilated and dry place that is free of electromagnetic source, vibration, moisture, and dust.
2. Make sure the ventilation openings on the switch are not blocked.
3. Use CAT5 or 6 UTP/STP cables.
4. AC input (100~240V/AC, 50~60Hz), for a max. consumption of 120W.

CONNECTION

Rack-mounting



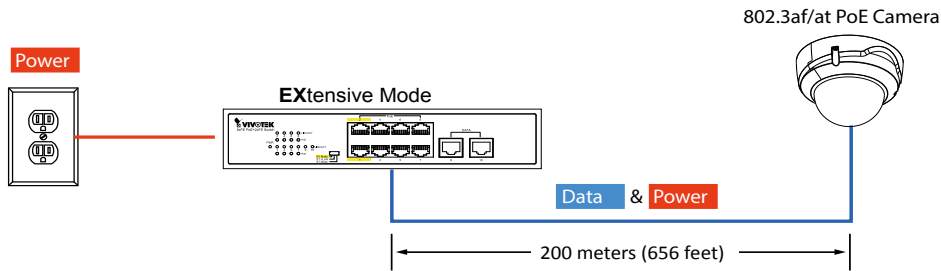
Connections



LED DEFINITIONS

Power	Green ON	Power is on and normal.
	Green OFF	Power is off.
LINK/ACT	Green ON	Ethernet port is connected.
	Blinking	Data is being transmitted or received.
	Green OFF	No connection.
PoE	Orange ON	Port is linked to a powered device.
	Blinking	Abnormal power supply is detected
	Orange OFF	No device is connected.

EXTENSIVE MODE DIP SWITCH



ST Mode: normal communication between port 1~10.

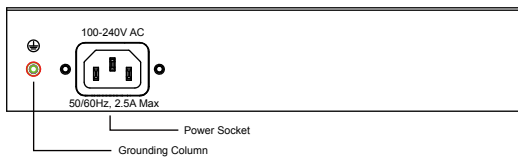
ST VLAN: 1-8 port can be isolated each other but 1-8 port can connect to 9~10 port after open VLAN to stop broadcast Storm to increase forwarding rate of frame.

EX Mode: 1-8 port can be isolated each other but 1-8 port can connect to 9~10 port after open VLAN to stop broadcast storm to increase forwarding rate of frame. The EX mode (Port 1 & 2), Up to 200m PoE distance allows you to expand you network via Ethernet cable to where there is no power line or outlet but where you want to fix device such as IP Camera.

- EX mode reaches 802.3af/at (15.4W/30W) camera up to 200m@10Mbps via EXPoE ports

Restart the switch after changing the Extensive mode.

GROUNDING COLUMN



The switch already comes with lightning protection mechanism. You can also ground the switch through the PE (Protecting Earth) cable of AC cord or with Ground Cable.

All specifications are subject to change without notice.
Copyright © 2017 VIVOTEK INC. All rights reserved.

VIVOTEK INC.
6F, No.192, Lien-Cheng Rd., Chung-Ho, New Taipei City, 235, Taiwan, R.O.C.
| T: +886-2-82455282 | F: +886-2-82455532 | E: sales@vivotek.com

VIVOTEK USA, INC.
2050 Ringwood Avenue, San Jose, CA 95131
| T: 408-773-8686 | F: 408-773-8298 | E: salesusa@vivotek.com

VIVOTEK Europe
Randstad 22-133, 1316BW Almere, The Netherlands
T: +31(0)36-5298-434 E: sales@vivotek.com